
	Trading on behalf (members procedure)	Creation data : 21 May 2020
		Status: validated
		Version : 1.1
		Author(s): SEMOPx

Trading on behalf (members procedure)

	Trading on behalf (members procedure)	Creation data : 21 May 2020
		Status: validated
		Version : 1.1
		Author(s): SEMOpx

Summary

<u>Objective of the procedure</u>	<i>Describe actions to be taken by SEMOpx members to submit orders in case the submission on behalf procedure is triggered.</i>
<u>Concerned persons</u>	<i>SEMOpx members on MRC Day-Ahead markets</i>


Historical of the document (Update must be performed after any modification of the process)

Historical of modifications			
Evolution	Date	Version	Comments
Creation	16/01/2018	1.0	
Update	03/06/2020	2.0	Bidding forms available in the SOBT Interface as of 03/06 (1st trading day)

Current version must be designated with grey background

SUMMARY

1. Introduction	3
2. Business process.....	3
2.1 Procedure triggering/Email reception.....	4
2.2 Filling of bidding form.....	4
2.3 Upload of bidding form.....	5
2.4 Integration confirmation.....	7
3. Particular Cases.....	7
4. Technical requirement for production	8

	Trading on behalf (members procedure)	Creation data : 21 May 2020
		Status: validated
		Version : 1.1
		Author(s): SEMOpX

1. Introduction

In case a connection issue occurs between ETS Servers and members, SEMOpX Market Operations have the possibility to trigger the Submission On Behalf procedure. In this case, orders will not be placed via the normal ETS client but inserted into ETS via xlsx bidding forms through customized interface.

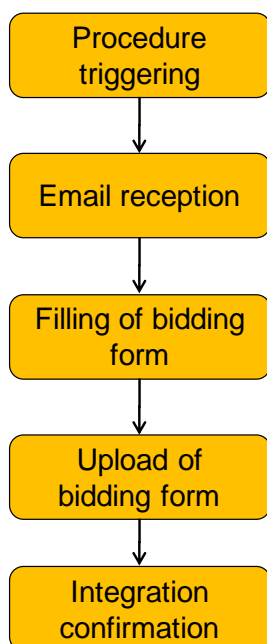
Make sure the traders contacts of your company are updated correctly in SEMOpX Database before the procedure.


The process consists in two phases:

- Submission: the orders are transmitted to SEMOpX Market Operations via the SOBT interface
- Integration: the received orders are integrated into ETS in an automatic mode

2. Business process

The submission of orders by members shall correspond to the following business process:



	Trading on behalf (members procedure)	Creation data : 21 May 2020
		Status: validated
		Version : 1.1
		Author(s): SEMOpx

2.1 Procedure triggering/Email reception

As soon as the trading on behalf procedure is triggered, each **authorized trader registered in SEMOpx Database** will receive a customized email containing:

- A unique URL for the company, which leads to the uploading platform. The URL is the same for all traders of a company so all the bids submitted are visible on the same webpage.
- Instructions for the order submission

2.2 Filling of bidding form

The bidding forms (xlsx files) available in the SOBT interface are customized for each member. One linear and one complex bidding form for each market areas the member is allowed to place orders on. Once they have been filled-in, they can be up-loaded through the member interface. The bidding forms are valid for one session of Submission On Behalf only and cannot be used by other members than the one who initially received the email.

<table><tr><th>COMPANY NAME</th><th>TEST</th></tr><tr><td>ETS Portfolio name (unit code) to be used</td><td>GU_000000</td></tr></table>		COMPANY NAME	TEST	ETS Portfolio name (unit code) to be used	GU_000000	<table><tr><th>CodeID (Do not modify)</th><td>mnS43BXc6L</td></tr><tr><th>AUCTION NAME</th><th>AUCTION DATE</th><th>DELIVERY DATE</th></tr><tr><td>PWR-MRC-D+1</td><td>2018-01-01</td><td>02/01/2018</td></tr></table>	CodeID (Do not modify)	mnS43BXc6L	AUCTION NAME	AUCTION DATE	DELIVERY DATE	PWR-MRC-D+1	2018-01-01	02/01/2018
COMPANY NAME	TEST													
ETS Portfolio name (unit code) to be used	GU_000000													
CodeID (Do not modify)	mnS43BXc6L													
AUCTION NAME	AUCTION DATE	DELIVERY DATE												
PWR-MRC-D+1	2018-01-01	02/01/2018												

Company Name: ETS Shortname is filled in automatically


Portfolio name (unit code): Scrolling down menu with the portfolios (unit codes) of the company. Pick up one portfolio (unit code) per file.

ID code: Automatically generated for each form. Not to be changed by the trader.

Be careful that all lines of your order are copied and pasted into the bidding form you received, including the price steps line. Make sure you carefully save your xlsx file before uploading it.

Please note that you need to fill-in and submit:

- **one file per portfolio (unit code) and per market**
(Example: one file for UNIT CODE X in NI-DA).

	Trading on behalf (members procedure)	Creation data : 21 May 2020
		Status: validated
		Version : 1.1
		Author(s): SEMOppx

- **two files if submitting bids on two different portfolios (unit codes) on one market area**
(Example: one file for UNIT CODE X in NI-DA and one file for UNIT CODE Y in NI-DA)
- **four files if submitting bids on two different portfolios (unit codes) on two different market areas**
(Example: one file for UNIT CODE X in NI-DA, one file for UNIT CODE X in ROI-DA, one file for UNIT CODE Y in NI-DA and one file for UNIT CODE Y in ROI-DA)

Please be aware that:

- Several versions of an **linear order** can be integrated, but each version erases completely the previous version.


Note on DST days


For both DST days, the template shall be the same as normal days (i.e. 24 hours templates):

- For DST winter, hour 3a will be automatically replicated on hour 3B when integrating in ETS (contrarily to ETS where hour 3A and 3B bidding is independent)
- For DST summer, hour 3 will be ignored by the system, whether it contains a value or not.

2.3 Upload of bidding form

The URL: included in the email will lead each member to a dedicated interface for bidding forms upload. The interface is compatible with Internet Explorer but is optimized for Firefox/Google Chrome.

	Trading on behalf (members procedure)	Creation data : 21 May 2020
		Status: validated
		Version : 1.1
		Author(s): SEMOpx



Welcome TEST

Submission of orders for MRC SEM-DA auction

Please upload your filled .xlsx templates in the Upload Section. By clicking on the '+' in the Upload Section several files can be uploaded at the same time.

The integration of your files in ETS will be confirmed directly on the interface and by email.

Each version of linear bid submitted erases the previous version. Each version of complex bid submitted erases the previous version.

Any bid uploaded via the trading on behalf procedure is binding and will be integrated. Integration is effective once email confirmation is received.

In case the integration of your bid has failed due to an error in the bid form, market operations will reach you to solve the issue. The integration of orders is not continuous, it is regularly triggered by market operations. Therefore the status integration 'pending' can remain for some time.

[Click here to review the Trading on Behalf member procedure.](#)

Download Section

The section allows to download the order template files usable within the process.

[Download Templates](#)

Upload Section

[+](#) Add an upload field

[Choose File](#) No file chosen

[Choose File](#) No file chosen

[Upload](#)

Orders Status

Upload Time	Portfolio	Area	Submission Status	Integration Status	File Name
2020-05-13 15:59:37	TEST-T01	ROI-EIRGRID-DA	Failed		TEST_ROI-EIRGRID-DA_COMPLEX.xlsx
2020-05-13 15:58:07	TEST-T01	NI-SONI-DA	Succeeded	Pending...	TEST_NI-SONI-DA_LINEAR.xlsx
2020-05-13 15:58:07	TEST-T01	ROI-EIRGRID-DA	Succeeded	Pending...	TEST_ROI-EIRGRID-DA_COMPLEX.xlsx

Upload Section

Sections to upload bidding forms. By clicking on the "+" several upload sections can be added in order to upload several files at the same time. Once file have been selected, click on upload to submit the orders.


The submitted file is checked by the interface, which confirms the submission of the order (not the integration).

Upload messages

Whether the upload of files is successful or not, the corresponding messages resulting from the latest upload are displayed.

Order status

For each of the uploaded files, the order status displays the status of the submission and the status of the integration. One line is displayed per file submitted. If one phase has failed, the line will still be displayed.

	Trading on behalf (members procedure)	Creation data : 21 May 2020
		Status: validated
		Version : 1.1
		Author(s): SEMOPx

2.4 Integration confirmation

The integration in ETS is triggered by SEMOPx Market Operation on regular time intervals. It is not a continuous process, so the member interface displays the status “pending” for integration until integration is triggered. Once successful, integration is confirmed by email and on the interface. In case the integration process fails, Market Operation will contact the sender. The integration process is successful only if the order is taken into account for the auction.


3. Particular Cases


In case an order is submitted via ETS Client and via the Submission On Behalf tool, the latest order sent erases the previous version. Traders must carefully plan their orders submission, in case they have submitted an order via normal ETS client, a previous trading on behalf order might overwrite it if it is integrated afterwards.

In case you simply want to remove a previous order, please submit an order containing zero value (for the volume).

When the order book is closed, the members interface will display the status accordingly and no more orders can be uploaded.

The previous process for submission on behalf is still available (including templates on SEMOPx website) in case an issue prevents from submitting via the automated interface.

	Trading on behalf (members procedure)	Creation data : 21 May 2020
		Status: validated
		Version : 1.1
		Author(s): SEMOPx



Welcome TEST

Submission of orders for MRC SEM-DA auction

Please upload your filled .xlsx templates in the Upload Section. By clicking on the '+' in the Upload Section several files can be uploaded at the same time.

The integration of your files in ETS will be confirmed directly on the interface and by email.

Each version of linear bid submitted erases the previous version. Each version of complex bid submitted erases the previous version.

Any bid uploaded via the trading on behalf procedure is binding and will be integrated. Integration is effective once email confirmation is received.

In case the integration of your bid has failed due to an error in the bid form, market operations will reach you to solve the issue. The integration of orders is not continuous, it is regularly triggered by market operations. Therefore the status integration 'pending' can remain for some time.

[Click here to review the Trading on Behalf member procedure.](#)

Order Book closed by Market Operations.

Orders Status					
Upload Time	Portfolio	Area	Submission Status	Integration Status	File Name
2020-05-13 15:59:37	TEST-T01	ROI-EIRGRID-DA	Failed		TEST_ROI-EIRGRID-DA_COMPLEX.xlsx
2020-05-13 15:58:07	TEST-T01	NI-SONI-DA	Succeeded	Pending...	TEST_NI-SONI-DA_LINEAR.xlsx
2020-05-13 15:58:07	TEST-T01	ROI-EIRGRID-DA	Succeeded	Pending...	TEST_ROI-EIRGRID-DA_COMPLEX.xlsx

4. Technical requirement for production

These three IP addresses have to be authorized to send emails in order to avoid blocking email reception in case the trading on behalf procedure is activated:

- 195.254.158.52
- 195.254.158.222
- 185.115.188.144
- 185.115.188.145
- 154.42.64.59