

# April 2021 Report

Email: info@semopx.com  
 Website: www.semopx.com

1800 283 010  
 0800 008 3010  
 +353 1 6688183

Telephone: Ireland  
 Northern Ireland  
 International



### Traded (GWh)

YTD 21	15,981	
YTD 20	14,441	▲ 11%
April 21	3,746	
April 20	3,143	▲ 19%



### Traded (million €)

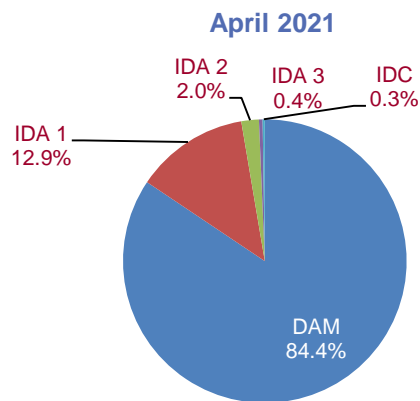
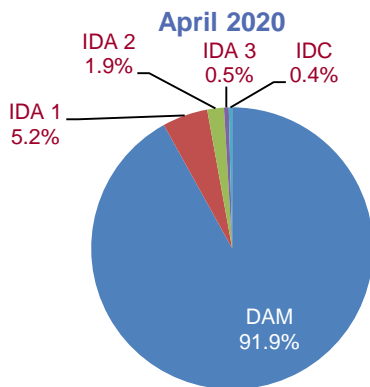
€ 1,224.36	
€ 521.65	▲ 135%
€ 330.15	
€ 89.61	▲ 268%



### DAM avg. MWh/€

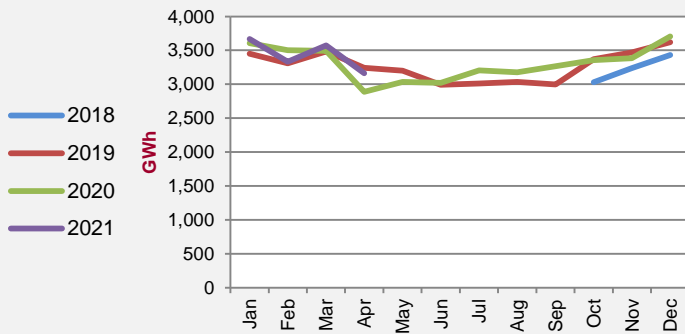
€ 73.56	
€ 34.36	▲ 114%
€ 85.43	
€ 27.99	▲ 205%

### Share of Traded Volumes by Market (%)

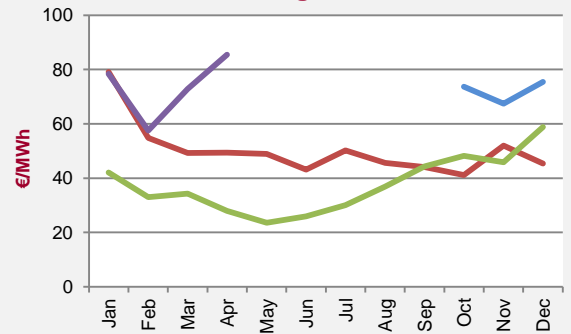


## Day-Ahead Market (DAM)

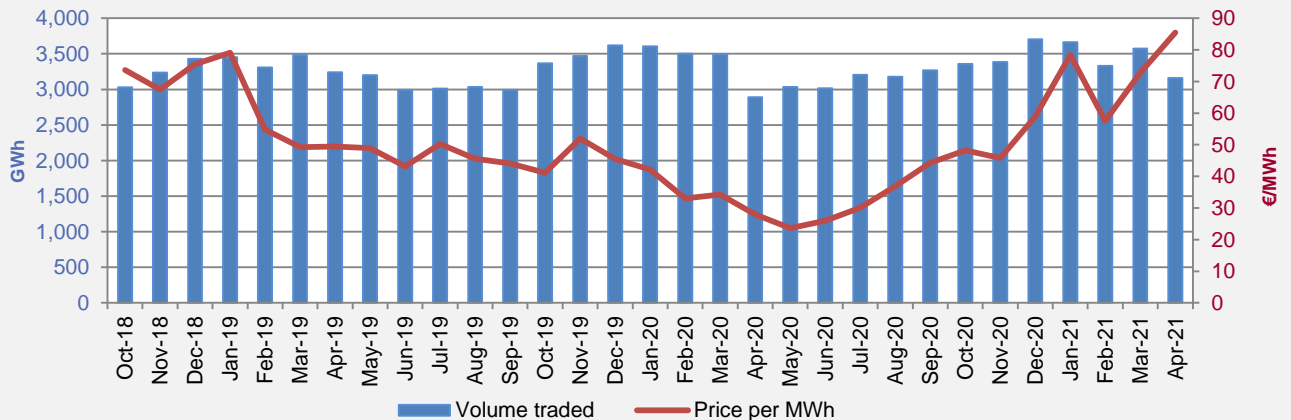
### Volume Traded



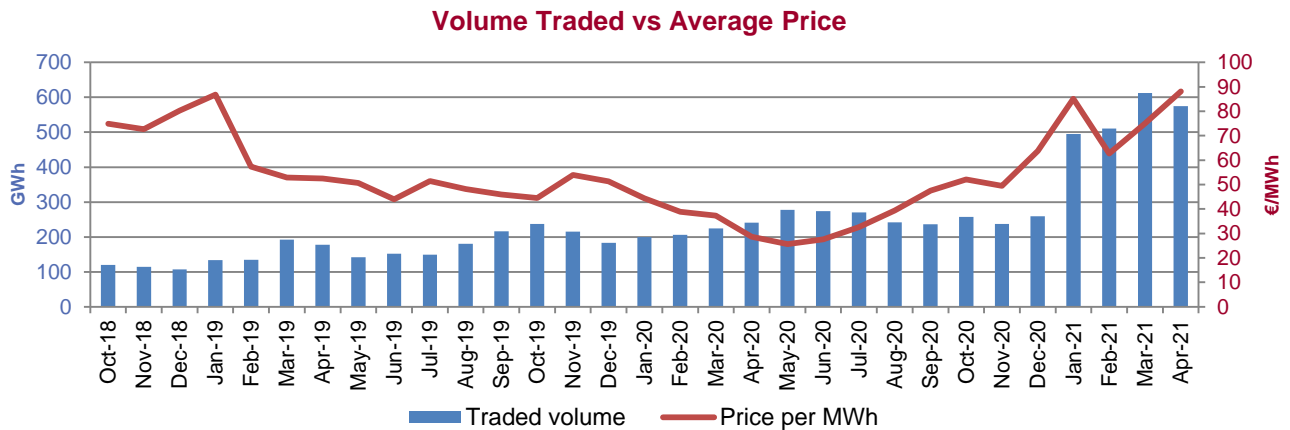
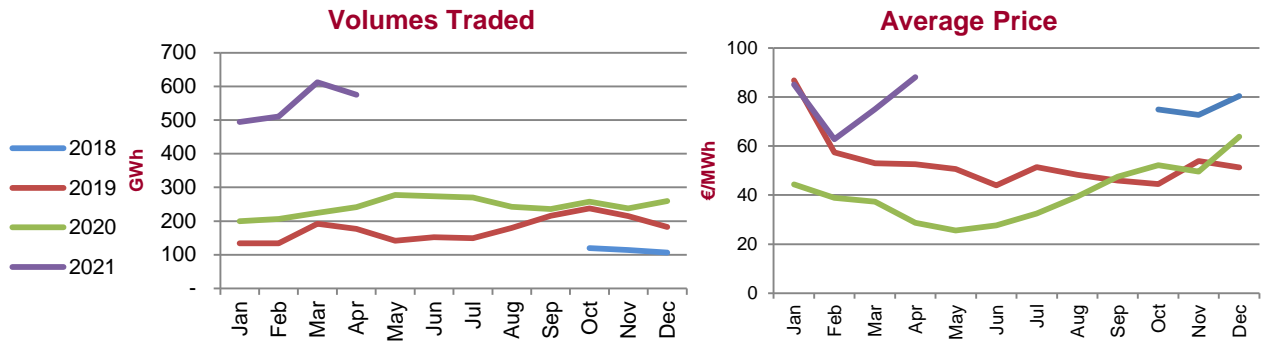
### Average Price



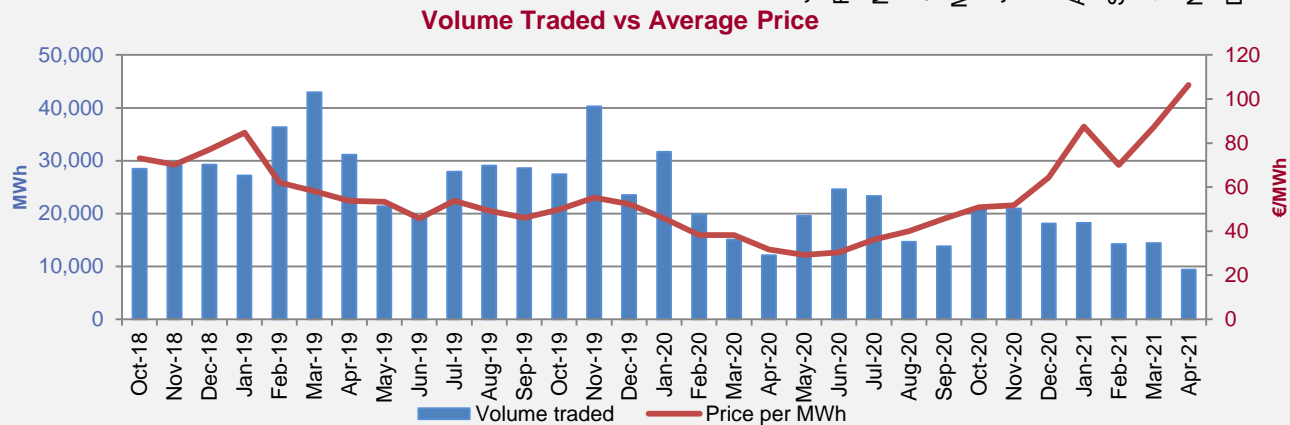
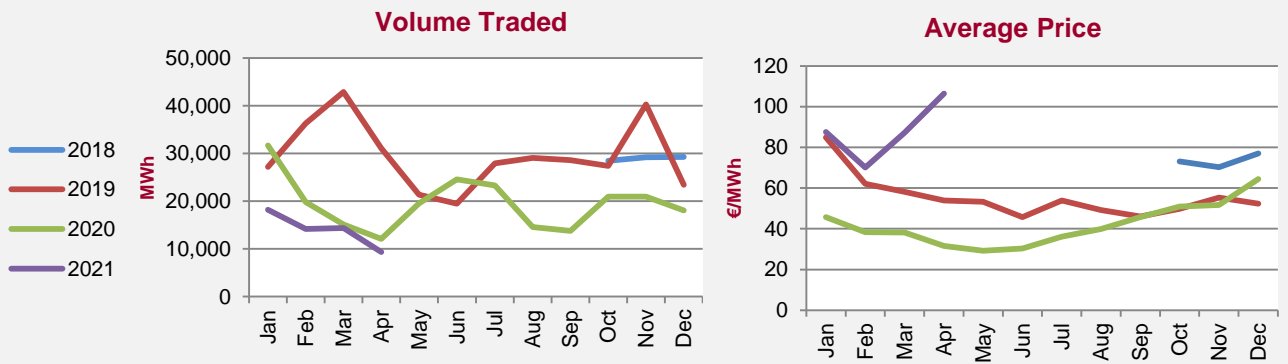
### Volume Traded vs Average Price



Intraday Market (IDA)



Intraday Continuous (IDC)



**DAM**: single pan-European energy trading platform in the ex-ante time frame for scheduling bids and offers and interconnector flows across regions and power exchanges within Europe. As of 1st of January 2021 SEM will continue to use the pan-European energy trading platform but will operate in isolation without interconnector flows in the day-ahead timeframe.

**IDA 1,2 & 3**: market consisting of three daily auctions that allows members to adjust their physical positions closer to real time. For IDA1 and IDA2 SEM is coupled with the GB bidding area via Moyle and EWIC interconnectors. IDA3 is a local SEM-only auction which is not coupled with the GB bidding area.

**IDC**: local continuous price matching market, allowing members an additional route to market and to adjust their physical positions closer to real time.